


Storytime Magic Creativity Kit

A Magical Literacy Adventure for Your Classroom

Bring Elfie and all her magical friends to life with your students through storytime, coloring, creativity, and imaginative play.

HOW TO USE THIS KIT

1. Print the Kit
2. Watch the Animated Read-Aloud
3. Coloring Fun (25 pages)
4. Positive Magic Circle Activity
5. Magical Creature Movement Game
6. Create Your Creature + Magical Creature Contest
7. Keep the Magic Going



👉 *Print these instructions to keep handy in your classroom.*



Follow Elfie's YouTube Channel for future storytimes, classroom activities, contests, and freebies!






@ColorMeElf | ColorMeElf.com

Step One

Print the Kit


Before storytime begins, print the full kit so you have everything ready:

-  This instruction booklet
-  Coloring pages — each one features creatures from Elfie's book *Magical Creatures!* Print enough for your class.
-  Contest activity sheet (take-home) — print extras for your students

Standard 8.5" x 11" paper works perfectly.

Step Two

Play the Animated Read-Aloud



Bring Elfie and her friends to life!

- Watch the short animated read-aloud video together with your students.
 - Meet Elfie and discover a world of unicorns, dragons, and magical surprises.
 - Get your students wiggling, laughing, and imagining along with the rhymes!
- ➡ Visit ColorMeElf.com/Teachers to play the ad-free video or watch on YouTube.
- 💡 Tip: Play this during morning circle or storytime for maximum engagement.



@ColorMeElf | ColorMeElf.com

Step Three

Coloring Fun

After storytime, it's time to bring the magic to life with printable coloring pages featuring Elfie's magical friends.

- Print as many coloring sheets as you need.
- Encourage students to mix and match, or choose their favorite creature.
- Crayons, markers, or glitter pens make it extra magical.

Step Four

Positive Magic Circle Activity

Invite your students to sit in a circle and imagine the magical powers they'd use to help others. This activity encourages kindness, empathy, and confidence, and is a lovely way to build classroom community after storytime.

Example prompts:

- "What magical power would you use to make the world better?"
- "If you were a wizard, how would you help a friend?"
- "What spell would you say to cheer someone up?"

✨ **Bonus:** Have students "cast" their powers into the center with a fun motion or sound — like a "whoosh," "poof," or sparkly wave — to make it feel extra magical!



Step Five

Magical Creature Movement Game

A quick, high-energy activity that gets kids moving and laughing!

💡 Perfect brain break or transition after coloring time!

- **Call out a creature, and students act it out:**
 - “Twirl like a fairy!”
 - “Swim like a mermaid!”
 - “Jump like a giant!”
 - “Tiptoe like a troll under a bridge!”
 - “Roar like a dragon!”
 - “Fly like a unicorn!”
 - “Creep like a sneaky goblin!”
 - “Ride a broom like a witch!”
 - “Bounce like a jackalope!”
- **You can read extra rhymes from the book *Magical Creatures* during this activity for bonus fun and movement ideas.**



Step Six

Create Your Creature

Send students home with the Create Your Creature activity page, where they can bring their classroom drawing to life on a T-shirt or enter Elfie's Magical Creature Contest for a chance to win!

Magical Creature Contest!

Each child can:


- Draw their own magical creature or upload the one they colored in class

Optional:

- Name it and give it a special power
- Add their own story or rhyme!

For Parents:


- Scan the QR code below or visit ColorMeElf.com/create-your-creature to upload their child's artwork for a chance to win magical prizes.

 **Tip: Staple their coloring page to the take home activity page instructions before sending home so it doesn't get lost.**




Keep the Magic Going

Step Inside the World of *Magical Creatures*

 Add the *Magical Creatures* book to your classroom or library so students can follow along with all 25 enchanting creatures featured in the coloring pages — and keep the magic alive year after year with this timeless activity!


The *Magical Creatures* storybook is filled with rhyming adventures and stunning illustrations that calm, engage, and inspire students.

 Available by scanning the QR code or at ColorMeElf.com/Books.
Signed copies available by request.



Bring Elfie to Your School

Elfie brings interactive readings, activities, and imagination to life in person or virtually.

 Scan the QR code or visit ColorMeElf.com/SchoolVisits to learn more.



@ColorMeElf | ColorMeElf.com

Unicorn



Bigfoot



Jackalope



Leprechaun



Griffin



Serpent



Pegasus



Wizard



Gnome



Pixat




Troll



Centaur



Fairy



Giant



Dragon



Yeti



Goblin



Mermaid



Elves



Kraken




Vampire



Werewolf



Minotaur



Phoenix



Witch



Create Your Creature

TAKE HOME ACTIVITY INFO SHEET



**Your child brought home their very own magical creature,
now you can turn their artwork into wearable magic!**

✨ Visit **ColorMeElf.com/Create-Your-Creature** or scan the QR code above to turn their art into a custom T-shirt or enter it in Elfie's monthly contest!

Magical Creature Contest

Draw, color, and enter Elfie's Magical Creature Contest!

Make it a fun at-home art adventure! Kids can simply enjoy creating their magical creatures for display at home, or enter Elfie's Magical Creature Contest for a chance to win monthly prizes!

CREATE YOUR MAGICAL CREATURE

- **Page 1 – Drawing:** Your child draws and colors their magical creature. Use a blank sheet of paper (or the back of this page) to bring your child's creature to life.
- **Page 2 – Add Creature Details** (optional): Use the space below to add the creature's name, powers, story or rhyme.

My Magical Creatures Name: _____

Creature's Special Power: _____

Rhyme or Story:



@ColorMeElf | ColorMeElf.com